

# PROSFD

Introducing a New Generation of Desiccant Dryers | PD0046 to PD0360  
Flow rates 45 scfm (77 Nm<sup>3</sup>/hr) to 360 scfm (612 Nm<sup>3</sup>/hr)

The all new Walker Filtration PROSFD models feature major design changes that deliver significant energy savings, dramatically reduced service times and optimum performance across the range.

Tested and validated to international standards, PROSFD's multi-voltage capabilities allow for worldwide installation.

Now with the option to upgrade to advanced Dewpoint Management Control with a dewpoint sensor for even greater operating efficiency. Whatever your application requirement, PROSFD's optimum performance delivers a compressed air drying solution you can trust.

\*Operating efficiency and energy savings based upon installation of dewpoint management sensor and running with a flow of 360 scfm (612Nm<sup>3</sup>/hr) at 100 psig (7 barg) inlet pressure and 95°F (35°C) inlet temperature, operating at 10% load for 6000 hours.

Advanced Dewpoint Management Control (DMC) delivers up to **81%** increase in operating efficiency and annual energy savings of up to **\$10,151\***



**Unique Purge Plug**  
Select orifice size to suit changing pressure requirements (Patent Pending)


**Tower Pressure Gauges**  
Clearly visible diagnostics for accurate pressure readings

**Digital Display Controller**  
Advanced status information and dewpoint display with DMC option

- 1 Dewpoint management sensor increases operating efficiency up to **81%**
- 2 Top loading cartridge design and lifting handle for fast and clean servicing
- 3 Compact modular design with built-in lifting hook
- 4 Multi-ported manifold for flexible installation
- 5 Advanced desiccant blend delivers optimized dewpoint and improved performance
- 6 Intelligent digital display controller with built-in energy management
- 7 Anodized aluminum extrusions provides corrosion protection
- 8 Externally fitted silencers for dramatically reduced service time



For further information please visit [www.walkerfiltration.com](http://www.walkerfiltration.com)

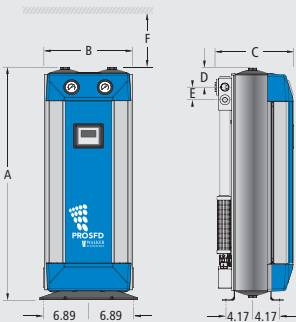




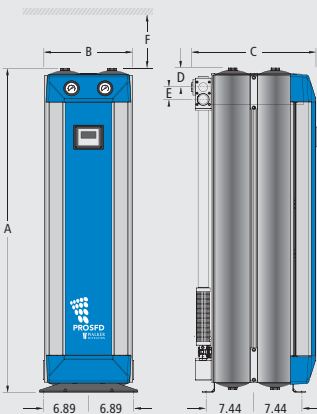
# Technical Specification PD0046 - PD0360

Dryer model	Pipe size inches	Inlet flow rate*		Dimensions inches						Weight lbs	No. of cartridges	Recommended filter model	Model with Dewpoint Management Control**
		SCFM	Nm <sup>3</sup> /hr	A	B	C	D	E	F				
PD0046	1	45	77	25.74	13.50	12.20	2.99	1.97	24.00	101	2	A30050	PD0046DMC
PD0056	1	55	94	28.97	13.50	12.20	2.99	1.97	28.00	112	2	A30070	PD0056DMC
PD0075	1	75	128	35.63	13.50	12.20	2.99	1.97	35.00	136	2	A30085	PD0075DMC
PD0090	1	90	153	40.43	13.50	12.20	2.99	1.97	40.00	154	2	A30105	PD0090DMC
PD0110	1	110	187	49.68	13.50	12.20	2.99	1.97	28.00	187	4	A30105	PD0110DMC
PD0150	1	150	255	62.75	13.50	12.20	2.99	1.97	35.00	231	4	A30175	PD0150DMC
PD0180	1	180	306	72.55	13.50	12.20	2.99	1.97	40.00	268	4	A30175	PD0180DMC
PD0220	1½	220	374	46.69	13.50	19.25	2.99	2.44	28.00	339	8	A30280	PD0220DMC
PD0300	1½	300	510	62.73	13.50	19.25	2.99	2.44	35.00	429	8	A30400	PD0300DMC
PD0360	1½	360	612	72.54	13.50	19.25	2.99	2.44	40.00	495	8	A30400	PD0360DMC

\*Stated flows are for an inlet pressure of 100 psig (7 barg) with reference to -4°F, 14.50 psig (abs.), 0% relative water vapor pressure. For flow at other pressures apply the appropriate correction factors, terms and dewpoint. \*\* Model with Dewpoint Management Control includes dewpoint sensor.



Models PD0046-PD0180



Models PD0220-PD0360

## Specification

Standard pressure dewpoint		-40°F	-40°C
Optional pressure dewpoint	Standard cartridges	-4°F	-20°C
	High performance cartridges (7)	-100°F	-74°C
Minimum working pressure		58 psig	4 barg
Maximum working pressure		188.5 psig	13 barg
Dewpoint control (DMC)		100-240VAC/ 50/60HZ or 24 VDC***	
Minimum inlet temperature		35°F	1.5°C
Maximum inlet temperature		122°F	50°C

## Dryer correction factors

\*\*\*24VDC controller with factory installed 100- 240VAC/ 50/60HZ power supply with 115V plug.

### Operating pressure (PCF)

psig	58	72	87	100	115	130	145	160	174	189
barg	4	5	6	7	8	9	10	11	12	13
Correction factor	0.62	0.75	0.87	1.00	1.12	1.25	1.37	1.50	1.62	1.75

### Temperature (TCF)

Fahrenheit (°F)	68	77	86	95	104	113	122
Celsius (°C)	20	25	30	35	40	45	50
Correction factor	1.30	1.20	1.10	1.00	0.75	0.65	0.45

### Pressure dewpoint (DCF) with standard cartridges

Fahrenheit (°F)	-4	-22	-40
Celsius (°C)	-20	-30	-40
Correction factor	1.23	1.20	1.00

### Pressure dewpoint (DCF) with high performance cartridges (7)

Fahrenheit (°F)	-94	-100
Celsius (°C)	-70	-74
Correction factor	0.80	0.77

## Technical notes

- On Models PD0046 – PD0360 Walker Filtration recommends that an XA (0.01 micron) pre-filter, is installed upstream of the dryer and an RXA (0.01 micron) dust filter is installed downstream of the dryer.
- Walker Filtration Water Separator supplied as standard. Walker Filtration Water Separator must be installed. If bulk water enters the adsorption dryer, it can cause heat expansion to the desiccant, substantial rise in the dryer differential pressure, lead to poor outlet dewpoint, and cause potential dryer failure.
- All dryer applications and sizing should be confirmed by Walker Filtration. Please contact nearest sales team for information on recommended sizing and air quality for your application need.
- Dewpoint Management Control (DMC) option includes dewpoint sensor, providing advanced dryer control based on outlet dewpoint.
- Floor fixing dimensions are given in the above illustrations.
- For PROSFD sizing and further information on service kits and accessories, please refer to the PROSFD price guide or brochure.
- High performance cartridges are required for applications where -94°F and -100°F dewpoints are required. Please refer to price guide for part numbers and pricing.

